

MEASURING BAUMÉ CONCENTRATION

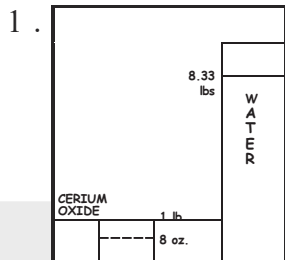


Using a pre-mix method will...


- ✓ Reduce polish time
- ✓ Reduce cerium consumption
- ✓ Reduce rework factor

=

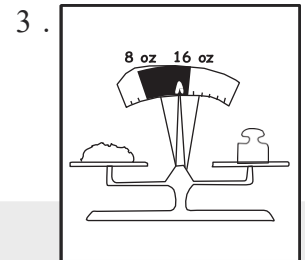
**INCREASED PRODUCTION
AND
LOWER COSTS**




Use the Baumé Weight Equivalent Chart to determine mixing proportions. Use warm water.



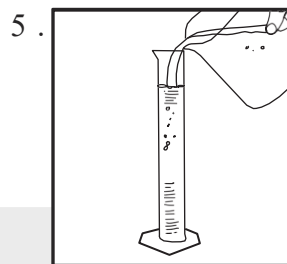
Measure out required volume of warm water (gallons or liters) into a clean container.



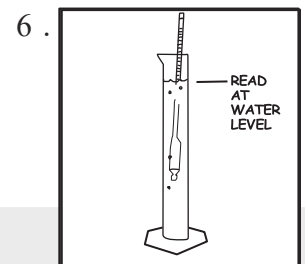
By weight, measure out prescribed proportion of cerium oxide to water.



Add cerium oxide to warm water and mix thoroughly.



Pour slurry into graduated cylinder to 250 ml mark.



Place hydrometer in slurry and take reading. Adjust as necessary.

After each adjustment, repeat steps 5 and 6 until the prescribed hydrometer reading is achieved. Once the starting slurry concentration has been established, use the prescribed pre-mix method to control your slurry concentration. Slurries should be checked every two hours or at least twice daily. Checking pH levels is also recommended.